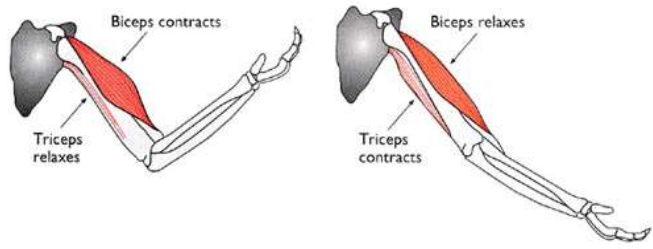




Learning Organiser for Year 3 - Animals including Humans

National Curriculum Summary Key Subject Concept		Key Questions
<ul style="list-style-type: none"> Identify that animals, including humans, need the right types and amount of nutrition, and that they cannot make their own food; they get nutrition from what they eat Identify that humans and some animals have skeletons and muscles for support, protection and movement. 		<p>Do people with longer legs jump further/higher? Do people with longer arms throw farther? Which has stronger bones: chicken or fish, lamb or cow? How many bones are there in a human body? Where on your body is the femur? How many muscles are there in a human body? Which is the longest bone in the body Do people with large hands have big large feet?</p>
Key Vocabulary	Definition	Key Facts
Nutrition	The process of getting and using food for growth and health	<p><u>Muscles in the human body</u> Muscles are attached to bones by tendons and help them to move. Muscles contract or relax and this causes movement. When a muscle contracts, it gets shorter and so pulls on the bone it is attached to. When a muscle relaxes, it goes back to its normal size. Muscles can only pull and cannot push, so they have to work in pairs to move a joint. The main types of muscles are: abdominal, pectoral, bicep, triceps, hamstrings and calves.</p> <p><u>The Human Skeleton</u> Many animals have skeletons to support and protect their body and to help it move. The human skeleton is made of bones and grows as we grow. Our skull protects our brain and our ribs protect our heart and lungs. The skeleton bends at joints such as knees and ankles. There are 206 bones in the human body. Bones need calcium to keep healthy - foods like milk, nuts and broccoli all have calcium in them. The longest bone in your body is called the femur, which is located in your thigh.</p>
Skeleton	The bones of a human or animal	
Muscle	Fibrous Tissue in an animal which helps produce movement	
Calcium	A mineral that helps with the formation of bones and teeth	
Protection	Something that stops somebody or something from being harmed	
Contract/relax	The muscles getting shorter (contract) or longer (relax)	
Joints	The point where two or more bones join	
Tendons	A tough band connecting muscle to bone	
Working Scientifically Skills		Diagrams/Charts/Pictures
Making systematic and careful observations and, where appropriate, taking accurate measurements using standard units, using a range of equipment		<p>How muscles work</p> 
Gathering, recording, classifying and presenting data in a variety of ways to help in answering questions		
Recording findings using simple scientific language, drawings, labelled diagrams, keys, bar charts, and tables		
Identifying differences, similarities or changes related to simple scientific ideas and processes		

	<p style="text-align: center;">The human skeleton</p> 
Possible Experiences	Biographical Information
<ul style="list-style-type: none"> • Make a jointed puppet using cardboard and split pins • Look at x ray images • School meal provider to talk to children about healthy eating and a balanced diet • Design and make nutritional food 	<p>Leonardo Da Vinci (1452 - 1519)</p>  <p>An expert in the anatomy of the human body</p>