




Subject Overview: Art

Progression and Skills

Progression and Skills			
<p>As an EYFS artist I can...</p> <p>...explore materials and media.</p> <ul style="list-style-type: none"> ✓ Explore materials, tools and techniques. <p>...develop techniques.</p> <ul style="list-style-type: none"> ✓ Experiment with colour, design, texture and form. <p>...create and make.</p> <ul style="list-style-type: none"> ✓ Represent ideas through art and design. ✓ Create sketchbooks to record and revisit. <p>...develop my knowledge of artists and cultures.</p> <ul style="list-style-type: none"> ✓ Explore visual art in the environment. <p>...evaluate and reflect.</p> <ul style="list-style-type: none"> ✓ Talk about what I have made 	<p>As a KS1 artist I can...</p> <p>...explore materials and media.</p> <ul style="list-style-type: none"> ✓ Use a range of materials creatively. <p>...develop techniques.</p> <ul style="list-style-type: none"> ✓ Develop techniques in colour, pattern, texture, line, shape, form and space. <p>...create and make.</p> <ul style="list-style-type: none"> ✓ Use drawing, painting, and sculpture to share ideas and imagination. ✓ Create sketchbooks to record and revisit ideas. ✓ Create sketchbooks to record and revisit. <p>...develop my knowledge of artists and cultures.</p> <ul style="list-style-type: none"> ✓ Learn about a range of artists, craft makers and designers. <p>...evaluate and reflect.</p> <ul style="list-style-type: none"> ✓ Begin to describe and discuss their own work and others'. 	<p>As a LKS2 artist I can...</p> <p>explore materials and media.</p> <ul style="list-style-type: none"> ✓ Use a variety of materials e.g. pencil, charcoal, paint, clay <p>...develop techniques.</p> <ul style="list-style-type: none"> ✓ Improve mastery of techniques in drawing, painting and sculpture. <p>...create and make.</p> <ul style="list-style-type: none"> ✓ Use drawing, painting, and sculpture to share ideas and imagination. ✓ Create sketchbooks to record and revisit ideas. <p>...develop my knowledge of artists and cultures.</p> <ul style="list-style-type: none"> ✓ Study great artists, architects and designers in history. <p>...evaluate and reflect.</p> <ul style="list-style-type: none"> ✓ Evaluate and refine work using artistic vocabulary. 	<p>As a UKS2 artist I can...</p> <p>explore materials and media.</p> <ul style="list-style-type: none"> ✓ Refine use of materials with control and creativity. <p>...develop techniques.</p> <ul style="list-style-type: none"> ✓ Master and refine techniques with independence. <p>...create and make.</p> <ul style="list-style-type: none"> ✓ Use sketchbooks for planning, reflection and development, including graphic design. <p>...develop my knowledge of artists and cultures.</p> <ul style="list-style-type: none"> ✓ Explore historical and cultural contexts of art. ✓ Local artist study: Banksy. <p>...evaluate and reflect.</p> <ul style="list-style-type: none"> ✓ Analyse and evaluate art using appropriate language and critical thinking.



<p>What makes this subject special here?</p>	<p>St Martin's Church of England Primary School Vision Statement</p> 	<ul style="list-style-type: none"> • Art is celebrated in and around the school often. We have parent show arounds whereby parents are invited in to observe the work created and displayed. We build on skills learned in each year group in a progressive style. • Each September focuses on mark-making and creating various artwork to celebrate individuality and our Suspended Curriculum theme. This is then displayed around the school for all to celebrate and enjoy. • In July, families and the local community are invited in for a celebration of learning where we showcase our finest curriculum and artwork from the year. • In every year group, three elements are taught: drawing and sketching; painting and sculpture. • Every child has a sketch book where they can see their skills develop which travels with the child through their school journey. • We have access to a wide variety of art media e.g. oil pastels, chalk pastels, acrylic paint, poster paint, watercolours, clay, printing ink and materials. • A significant number of art projects are linked to the wider curriculum. • Weekly Art Club for KS2 children to challenge and advance skills. • School Learning Mentor uses art activities to engage and support children with social and emotional needs.
<p>Accessibility for All <i>pedagogy scaffolding, resources, enrichment, challenge, equity of access</i></p>		<ul style="list-style-type: none"> • Skills are built gradually across units and across the school. A high level of modelling and quality demonstrations - including videos – are provided. • Feedback is targeted at individual skill level. • Access to a wide variety of art media to explore and use. • High quality visual supports.
<p>Assessment <i>principles-based</i></p>	<p>Assessment and Feedback</p> 	<ul style="list-style-type: none"> • Final pieces of artwork for each unit are evaluated with a KS1 or KS2 'Evaluation Form'. • Children assess their own learning against key questions and criteria based on art skills. This is recorded in a folder which children take with them on their school journey; this provides an excellent overview of their progress throughout primary school.



KALEIDOSCOPE
Multi-Academy Trust

